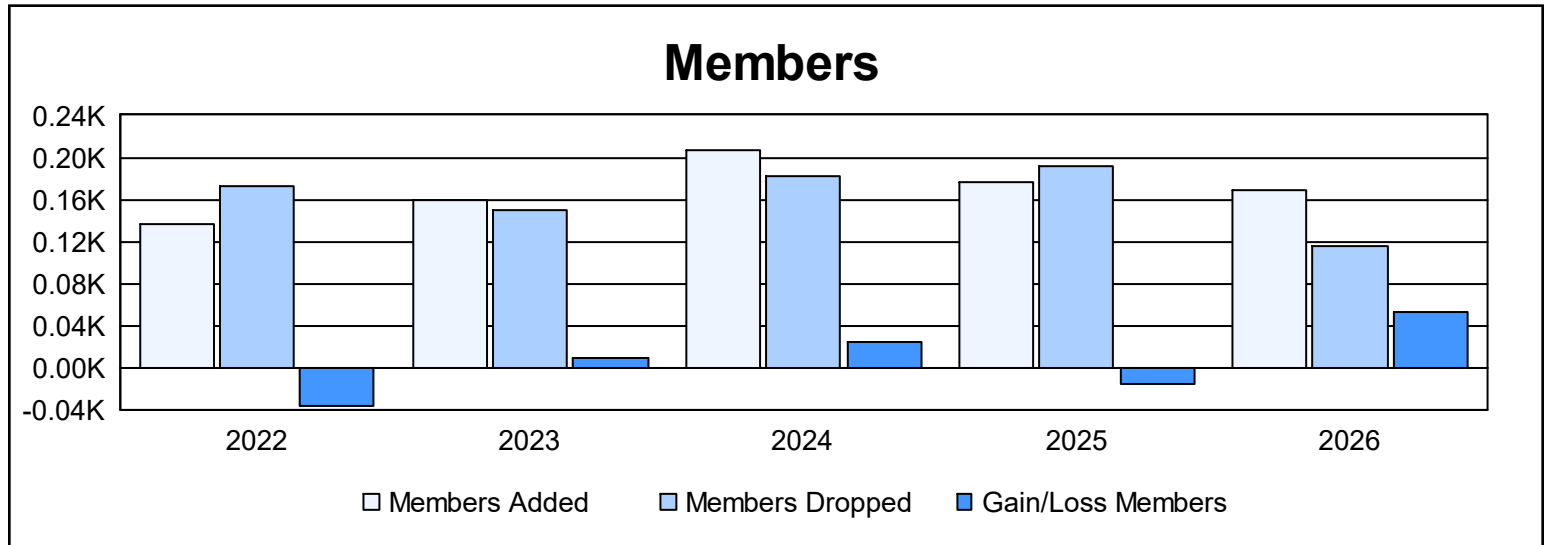
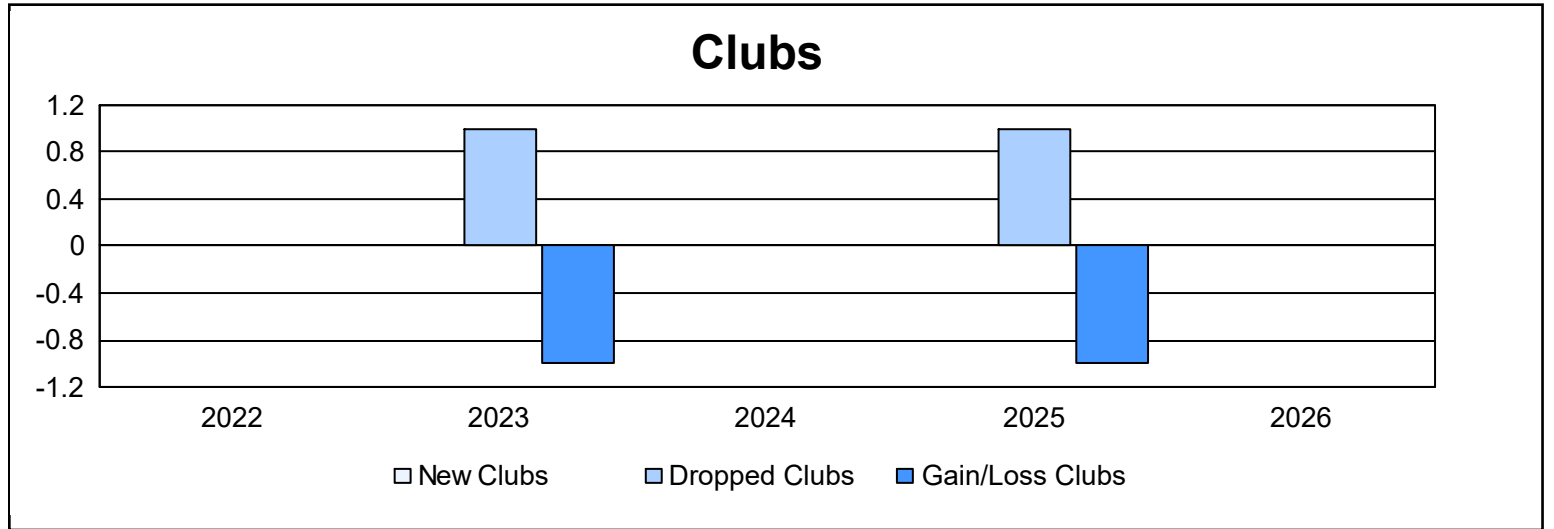
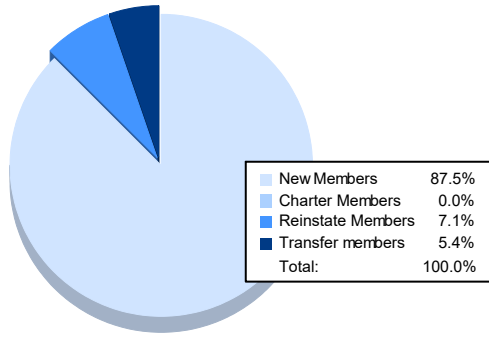


Year	New Clubs	Dropped Clubs	Gain/ Loss Clubs	New Members	Charter Members	Reinstate Members	Transfer Members	Total Member Added	Total Members Dropped	Gain/ Loss Members
2021-2022	0	0	0	115	0	7	15	137	173	-36
2022-2023	0	1	-1	139	1	9	11	160	150	10
2023-2024	0	0	0	181	0	11	15	207	182	25
2024-2025	0	1	-1	144	0	28	5	177	192	-15
2025-2026	0	0	0	147	0	12	9	168	115	53
<b>Average</b>	<b>0</b>	<b>0</b>	<b>0</b>	<b>145</b>	<b>0</b>	<b>13</b>	<b>11</b>	<b>170</b>	<b>162</b>	<b>7</b>



### Membership Composition April 2026 Cumulative



### Gender Composition April 2026 Cumulative

